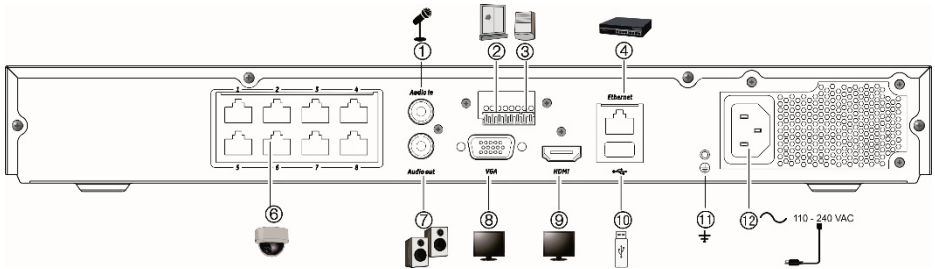


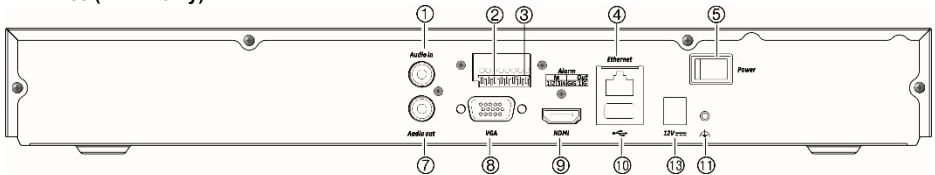
TVN 11 Quick Start Guide

Figure 1: Back panel connections (Example: TVN 1108S/TVN 1108 shown)

TVN 1108S



TVN 1108 (EMEA only)



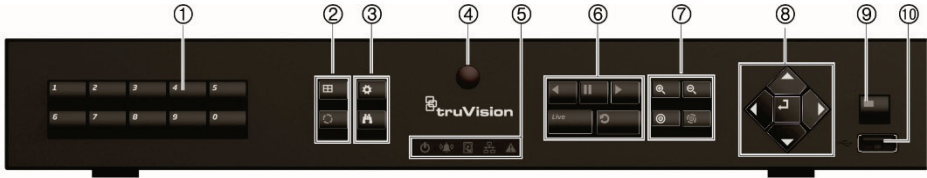
1. Connect a microphone for bi-directional audio (not recorded).
2. Connect up to four alarm inputs
3. Connect one alarm relay output.
4. Connect to a network.
5. Power switch (on/off).
6. Embedded PoE ports to connect IP cameras (depending on model).
7. Connect to speakers for audio output.
8. Connect to a VGA monitor.
9. Connect to an HDTV. The HDMI connection supports both digital audio and video.
10. Connect to an optional USB 2.0 device such as a mouse, CD/DVD burner or HDD.
11. Connect to ground.
12. Connect a power cord to the recorder (included).
13. Connect to the 12 VDC PSU (included).












Default IP address - 192.168.1.82

Download the latest recorder firmware and TruVision Navigator software from www.interlogix.com or www.firesecurityproducts.com

Figure 2: Front panel controls (4-channel model shown)

For detailed information on all the button functions, please refer to the user manual.



Name	Description
1. Channel buttons	Switch between different cameras in live, PTZ control or playback modes.
2. Display buttons	<p> Display: In multiview mode, toggle through the various multiviews (full, quad, 1+5, 1+7, 9 and 16). In HDD information mode and user management mode delete a selected item. In PTZ mode, delete a selected key point. In Log Search mode, display the details of a log file in Log Search result.</p> <p> Seq: In Live View mode, start/stop sequencing cameras on the current monitor.</p>
3. Menu and Search buttons	<p> Menu: Enter/exit the main menu.</p> <p> Search: In live view, enter the advanced search menu.</p>
4. IR receiver	Not used.
5. Status LEDs	<p> Power: A steady green light indicates the recorder is working correctly. Red indicates a fault.</p> <p> Event Alarm: A flashing red light indicates that there is a sensor Alarm In or another alarm such as motion or tampering. No light indicates that there is no alarm.</p> <p> HDD: HDD indicator blinks red when data is being read from or written to the HDD. A steady red light indicates an HDD exception or error.</p> <p> Tx/Rx: Steady green indicates a normal network connection. No light indicates that it is not connected to a network.</p> <p> Technical Alarm: A steady red light indicates that there is a technical alarm from the recorder. No light indicates that there is no alarm.</p>
6. Playback buttons	<p> Reverse: In live view mode, use to play back the earliest video. In playback mode, playback a camera in the reverse direction.</p> <p> Pause: In live view, freeze the last image of the live display for all active cameras displayed. In playback mode, stop playback.</p>










Name	Description
	 Play: In live view mode, play all day playback of the current camera (upper-left video tile if in multiview mode). In playback mode, play back a camera in the forward direction. In search mode, play back a selected video or view a snapshot. In PTZ mode, do an auto tour. <hr/> Live: Switch to live view mode.
	 Replay: In playback mode, start playing the current file. Starts at the beginning of the file.
7. PTZ buttons	  Zoom +/-: In live view mode, playback mode, and PTZ control mode use this button to zoom in and out. Also use them to navigate within menus. <hr/>  Preset: In PTZ Control mode, press Preset and a numeric button to call the specified preset. Also use to edit holiday mode, video search mode, HDD selection mode, user management mode, bookmark management, and bookmark search. <hr/>  Tour: In PTZ Control mode, press Tour and a numeric button to call the specified shadow tour. Also use to scroll between calendar months and to navigate in a text field.
8. Direction	 The DIRECTION buttons are used to navigate between different fields and items in menus.
Enter button	 The ENTER button is used to confirm selection in any of the menu modes.
9. Archive button	 Press once to enter quick archive mode. Press twice to start archiving. Indicator blinks green when data is being written to backup device.
10. USB Interface	Universal Serial Bus (USB) port for additional devices such as a USB mouse, CD/DVD burner, or USB Hard Disk Drive (HDD).

Figure 3: Live view toolbar



- 1. Pause:** Freeze live image of the selected camera.
- 2. Start Manual recording:** Start/stop manual recording.
- 3. Instant Playback:** Play back the recorded video from the last five minutes.
- 4. Audio On:** Enable/disable audio output.
- 5. Snapshot:** Capture a snapshot of a video image.
- 6. PTZ Control:** Enter PTZ control mode.
- 7. Digital Zoom:** Enter digital zoom mode.
- 8. Image Settings:** Modify the image lighting levels.
- 9. Auxiliary Focus:** Automatically focus the camera lens
- 10. Lens Initialization:** Initialize the lens of a camera with a motorized lens
- 11. Stream Information:** Display the real-time frame rate, bit rate, resolution and video compression.
- 12. Close:** Close the toolbar.

Package contents

The TruVision NVR 11 (model TVN 11) is shipped with the following items:

- AC power cord
- 12 VDC or 48 VDC PSU (depending on the model)
- USB mouse
- NVR
- Rack mounts (8 and 16-channel models only)
- *TruVision NVR 11 Quick Start Guide*

You can download the software and the following manuals from our web site:

- *TruVision NVR 11 User Manual*
- *TruVision Recorder Operator Guide*

Installation environment

Refer to the user manual for detailed information, but observe these important requirements:

- Place the unit in a secure location.
- Ensure that the unit is in a well-ventilated area.
- Do not expose the unit to rain or moisture.

Quick install

Recommended steps for setting up the recorder:

1. Connect all the devices required to the back panel of the recorder. See Figure 1 on page 1.

PoE recorder models:

Connect the IP cameras to the internal PoE switches. Connect the recorder to the network.

Non-PoE recorder models:

Connect the recorder to the network.

2. Connect monitor A to the VGA or HDMI output.
3. Connect the mouse to the USB port in the front panel.

4. Connect the power supply to the unit and turn on the power.
5. Set up the unit with the required settings using the setup Wizard.

First time use

PoE recorders configure all cameras simultaneously. When using a non-PoE recorder, you must search for all cameras. The configuration can then be customized as required.

The recorder has an express installation wizard that lets you easily configure basic recorder settings when first used.

By default, the setup wizard will start once the recorder has loaded. The wizard walks you through some of the more important settings of your recorder. Select the preferred language for the system and then set the administrator password. There is no default password provided.

The wizard will then guide you through the menus to set the time and date, network configuration, HDD management, and recording configuration.

When all the required changes have been entered, click **Finish** to exit the wizard. The recorder is now ready to use. Recording starts automatically.

Operating the recorder

There are several ways to control the unit:

- Front panel control
- Mouse control
- Web browser control
- Software (TruVision Navigator, TVRMobile)

Front panel

The buttons on the front panel control most functions. See Figure 2 on page 2 for the locations of the controls.

USB mouse

The USB mouse provided with the recorder operates all the functions of the recorder,

unlike the front panel, which has limited functionality. The mouse lets you navigate and make changes to settings in the user interface.

Connect the mouse to the recorder by plugging the mouse USB connector into the USB port on the back or front panel. The mouse is immediately operational, and the pointer should appear.

Web browser control

The recorder's Web browser lets you view, record, and play back videos as well as manage all aspects of the recorder from any PC with Internet access. The browser's easy-to-use controls give you quick access to all recorder functions. See Figure 4 below.

To access the unit, open a web browser and enter the IP address assigned to the recorder as a web address. In the logon screen, enter the user ID and password.

Install the recorder web plug-in to see live camera images.

Figure 4: Web browser interface



The default values for recorder network settings are:

- DHCP: Disabled by default.
- IP address - 192.168.1.82
- Subnet mask - 255.255.255.0
- Gateway address - 192.168.1.1
- Server Port: 8000
- HTTP Port: 80
- RTSP port: 554

Note: The following ports need to be forwarded in the router in order to connect properly: Server port and RTSP port.

Adding IP cameras

Camera already has a password (activated):

The recorder automatically detects the camera and checks its password to see if it is the same as that of the recorder or if it is 1234. If it is either, then the camera is successfully added to the recorder.

If the camera password is not the same as that of the recorder, nor 1234, it will be added to the recorder but will appear as offline. You can then change the camera password in the **Camera Setup** menu.

New camera without a password (not yet activated):

The recorder detects the camera and pushes its admin login and password to the camera.

Live view mode

Note: Ensure that you have installed the recorder web plug-in to see images.

Live mode is the normal operating mode of the unit where you watch live pictures from the cameras.


Regularly used functions in live view can be quickly accessed by clicking the left-button of the mouse when its cursor is on the camera image. The live view toolbar appears. See Figure 3 on page 3 for a description of the functions available.

Configuring the recorder

The recorder has an icon-driven menu structure that allows you to configure the unit's parameters. Each command icon displays a screen that lets you edit a group of settings. Most menus are available only to system administrators.

Refer to the recorder user manual for detailed information on configuring the unit.










To access the main menu from live view:

- Press the **Menu**  button on the front panel.
 - Or -
- Right-click the mouse and select **Menu** from the pop-up menu.

The main menu screen appears. Move the mouse over a command icon in the menu toolbar and click to select it.



Description of the command icons in the menu toolbar:

-  Configures display settings.
-  Configures analog and IP camera settings.
-  Configures standard network settings.
-  Configures recording settings.
-  Configures alarm and event settings.
-  Configures system settings.
-  Configures storage management.
-  Configures user settings.
-  View system information.



Provides reference information to the various toolbars and menus within the interface.



Provides access to logout, reboot and shutdown options.

Specifications

Power supply:

TVN 1104c /	12 VDC or 48 VDC
TVN 1104S	(depending on model)
TVN 1108 /	12 VDC
TVN 1116	
TVN 1108S /	110 to 240 V
TVN 1116S	6.3 A, 50 to 60 Hz

Power consumption (without HDD):

4-channel

TVN 1104c /	≤ 50 W
TVN 1104S	

8-channel

TVN 1108 /	≤ 120 W
TVN 1108S	

16-channel

TVN 1116 /	≤ 200 W
TVN 1116S	

Operating temperature: -10 to +55 °C
(14 to 131 °F)

Relative humidity: 10 to 90%

Dimensions (W x H x D):

TVN 1104c(S)	315 × 242 × 45 mm (12.4 × 9.5 × 1.8 in.)
TVN 1108/1116(S)	380 × 320 × 48 mm (15.0 × 12.6 × 1.9 in.)

Weight (without HDD):

4-channel:

TVN-1104cS-000	1300 g
TVN-1104c-000 (EMEA only)	1000 g

8-channel:

TVN-1108S-000 2400 g

TVN-1108-000 2000 g

16-channel:

TVN-1116S-000 2500 g

TVN-1116-000 2000 g

Legal and regulatory information

Copyright

© 2021 Carrier. All rights reserved. Specifications subject to change without prior notice. TruVision names and logos are a product brand of Aritech, a part of Carrier.

Certifications



Contact information

EMEA: <https://firesecurityproducts.com>

Australian/New Zealand: <https://firesecurityproducts.com.au/>

Product documentation

Please consult the following web link to retrieve the electronic version of the product documentation. The manuals are available in several languages.



EU directives

2012/19/EU (WEEE directive):



EN Equipment Disposal

Products marked with this symbol cannot be disposed of as unsorted municipal waste in the European Union. For proper recycling, return this product to your local supplier upon the purchase of equivalent new equipment, or dispose of it at designated collection points. For more information see: www.recyclethis.info.

BG Извърляне на оборудването

Пуснатите на пазара продукти, които имат изобразен този символ, не могат да се извърлят в общинските кофи за боклук в Европейския съюз. За извършване на правилно рециклиране трябва да върнете този продукт на местния доставчик при

покупката на еквивалентен нов продукт или да го предадете на специално определените пунктове за събиране на таква старо оборудване. За допълнителна информация вижте: www.recyclethis.info.

CS Nakládání se zařízením

Výrobky označené tímto symbolem nelze likvidovat v Evropské unii jako netříděný komunální odpad. Pro správnou recyklaci vraťte tento výrobek svému dodavateli na nákup nového rovnocenného zařízení, nebo s ním nakládejte v určených sběrných místech. Pro více informací viz: www.recyclethis.info.

DA Elektrisk affald

Bortskaffelse af elektrisk og elektronisk udstyr har til formål at minimere den indvirkning, som affald af elektrisk og elektronisk udstyr har på miljøet og mennesker. I henhold til direktivet må elektrisk udstyr, der er mærket med dette symbol, ikke bortskaffes sammen med almindeligt husholdningsaffald i Europa. Europæiske brugere af elektrisk udstyr skal aflevere kasserede produkter til genbrug. Yderligere oplysninger findes på webstedet www.recyclethis.info.

DE Entsorgung von Geräten

Produkte die mit diesem Symbol gekennzeichnet sind, dürfen nicht als unsortierter städtischer Abfall in der europäischen Union entsorgt werden. Für die korrekte Wiederverwertung bringen Sie dieses Produkt zu Ihrem lokalen Lieferanten nach dem Kauf der gleichwertigen neuen Ausrüstung zurück, oder entsorgen Sie das Produkt an den gekennzeichneten Sammelstellen. Weitere Informationen hierzu finden Sie auf der folgenden Website: www.recyclethis.info.

EL Απόρριψη εξοπλισμού

Προϊόντα που φέρουν σήμανση με αυτή την ένδειξη δεν πρέπει να απορρίπτονται σε δημόσια συστήματα απόρριψης στην Ευρωπαϊκή Κοινότητα. Για την κατάλληλη ανακύκλωση, επιστρέψτε αυτό το προϊόν στον προμηθευτή σας με την αγορά αντίστοιχου νέου εξοπλισμού, ή απορρίψτε το στα καθορισμένα σημεία συλλογής. Για περισσότερες πληροφορίες δείτε: www.recyclethis.info.

ES Eliminación de equipos

Los productos marcados con este símbolo no se pueden eliminar como basura normal sin clasificar en la Unión Europea. Para el reciclaje apropiado, devuelva este producto a su distribuidor al comprar el nuevo equipo equivalente, o deshágase de él en los puntos de reciclaje designados. Para mas información: www.recyclethis.info.

ET Seadmete kõrvaldamine

Käesoleva sümboliga märgitud tooteid ei tohi Euroopa Liidus kõrvaldada sorteerimata olmejäätmetena. Nõuetekohaseks ringlusevõtmiseks tagastage käesolev toode tarnijale samaväärse uute toote ostmisel, või viige see kindlaksmääratud vastuvõtupunkti. Lisainformatsiooni saab Internetist aadressil: www.recyclethis.info.

FI Tuotteiden hävittäminen

Tällä symbolilla merkityjä tuotteita ei saa hävittää Euroopan Unionin alueella talousjätteen mukana kaupungin jätehuoltoasemille. Oikean kierrätystavan varmistamiseksi palauta tuote paikalliselle jälleenmyyjälle tai palauta se elektroniikkajätteen keräyspisteeseen. Lisätietoja sivuilla www.recyclethis.info.

FR Traitement des équipements usagés

Les produits marqués de ce symbole peuvent pas être éliminés comme déchets municipaux non triés dans l'Union européenne. Pour le recyclage, retourner ce produit à votre fournisseur au moment de l'achat d'un nouvel équipement équivalent, ou à des

points de collecte désignés. Pour plus d'informations, voir: www.recyclethis.info.

HR Odlaganje opreme

U Europskoj uniji proizvodi označeni ovim simbolom ne smiju se odlagati kao nerazvrstani gradski otpad. Zbog ispravnog recikliranja vratite ovaj proizvod lokalnom dobavljaču nakon kupnje jednakovrijedne nove opreme ili ga odložite u posebne centre za sabiranje takve vrste otpada. Više informacija možete pronaći na: www.recyclethis.info

HU Elektronikai hulladék kezelése

Az ezen jellel ellátott termékek az Európai Unióban csak a kijelölt módon és helyen dobhatók ki. Az elektronikai hulladék leadható a termék forgalmazójánál az új termék vásárlásakor, vagy a kijelölt elektronikai hulladékudvarokban. További információ a www.recyclethis.info oldalon.

IT Smaltimento apparati

I prodotti contrassegnati con questo simbolo, non possono essere smaltiti nei comuni contenitori per lo smaltimento rifiuti, nell'Unione Europea. Per il loro corretto smaltimento, potete restituirli al vostro fornitore locale a seguito dell'acquisto di un prodotto nuovo equivalente, oppure rivolgervi e consegnarli presso i centri di raccolta preposti. Per maggiori informazioni vedere: www.recyclethis.info.

LT Elektros ir elektroninės įrangos šalinimas

Įrangą pažymėtą šiuo simboliu, draudžiama šalinti Europos Sąjungos viešose nerūšiuotų atliekų šalinimo sistemose. Eksploatavimui nebetinkamą įrangą pristatykite į tam skirtas surinkimo vietas arba, perkant naujus anagiškius gaminius, grąžinkite ją pardavėjui, kad ji būtų tinkamai utilizuota. Daugiau informacijos rasite šioje interneto svetainėje: www.recyclethis.info.

LV Iekārtu likvidēšana

Eiropas Parlamenta un Padomes direktīvas par elektrisko un elektronisko iekārtu atkritumiem (EEIA) mērķis irazināt elektrisko un elektronisko iekārtu atkritumu ietekmi uz vidi un cilvēku veselību. Saskaņā ar šīs direktīvas noteikumiem elektriskās iekārtas, kuru marķējumā ir zēmak norādītais simbols, nedrīkst izmest Eiropā esošajās sadzīves atkritumu sistēmās. Pēc ekspluatācijas laika beigām elektrisko iekārtu lietotājiem iekārtas jānodod otrreizējai pārstrādei. Sīkākā informāciju var iegūt vietnē www.recyclethis.info.

NL Materiaal verwijdering

Producten met deze label mogen niet verwijderd worden via de gemeentelijke huisvuilscheiding in de Europese Gemeenschap. Voor correcte vorm van kringloop, geef je de producten terug aan jou lokale leverancier tijdens het aankopen van een gelijkaardige nieuw toestel, of geef het af aan een gespecialiseerde verzamelpunt. Meer informatie vindt u op de volgende website: www.recyclethis.info.

NO Retur av utstyr

Produkter merket med dette symbolet kan ikke kastes med usortert kommunalt søppel i den Europeiske Unionen. For riktig gjenvinning, returner dette produktet til din lokale leverandør når du kjøper et nytt produkt av tilsvarende type, eller lever det ved ett dedikert oppsamlingspunkt. For mer informasjon se: www.recyclethis.info.

PL Pozbywanie się zużytego sprzętu

W Unii Europejskiej produkty oznaczone tym symbolem mogą być usuwane tylko jako posegregowane odpady komunalne. Dla zapewnienia właściwej utylizacji, należy zwrócić ten produkt do dostawcy przy zakupie ekwiwalentnego, nowego urządzenia albo dostarczyć go do wyznaczonego punktu zbiórki. Więcej informacji można znaleźć na stronie internetowej www.recyclethis.info.

PT Eliminação de equipamento

Produtos marcados com este símbolo não podem ser eliminados como resíduos urbanos indiferenciados na União Europeia. Para proceder à reciclagem adequada, devolva este produto ao seu fornecedor local na compra de novo equipamento equivalente, ou entregue-o nos pontos de recolha designados para o efeito. Para mais informações, ver www.recyclethis.info.

RO Eliminarea echipamentelor

În Uniunea Europeană, produsele marcate cu acest simbol nu pot fi aruncate ca deșeuri municipale nesortate. Pentru reciclarea adecvată a acestui produs, returnați-l la furnizorul din zona dumneavoastră în momentul achiziționării unui echipament nou echivalent sau depuneți-l la unul dintre punctele de colectare specializate. Pentru mai multe informații, consultați: www.recyclethis.info.

RU Утилизация оборудования

Согласно европейской директиве об отходах электрического и электронного оборудования (WEEE), помеченное этим символом оборудование нельзя утилизировать как обычные отходы на территории ЕС. Для надлежащей утилизации по окончании срока эксплуатации пользователь должен возвратить данное оборудование локальному поставщику в момент покупки аналогичного нового оборудования, или сдать в специальный пункт приема. Подробности можно найти на веб-сайте: www.recyclethis.info.

SK Zaochádzanie so zariadením

S produktmi označenými týmto symbolom sa v Európskej únii nesmie nakladať ako s netriedeným komunálnym odpadom. Na správnu recykláciu vráťte tento produkt vášmu lokálnemu dodávateľovi pri nákupe ekvivalentného nového zariadenia alebo ho uložte v na to určených zberných miestach. Pre viac informácií pozrite: www.recyclethis.info.

SL Odlaganje opreme

Izdelkov, označenih s tem simbolom, v Evropski uniji ni dovoljeno odstranjevati kot nesortirane komunalne odpadke. Za ustrezno recikliranje ta izdelek vrnite lokalnemu dobavitelju, ko kupite ustrezno novo opremo, ali pa ga odstranite na določenih zbirališčih. Za več informacij obiščite spletno stran: www.recyclethis.info.

SV Kassering av utrustning

Produkter märkta med denna symbol får inte kastas i allmänna sophanteringssystem inom den europeiska unionen. För korrekt återvinning av utrustningen skall den returneras din lokala återförsäljare vid köp av liknande ny utrustning eller lämnas till en därför avsedd deponering. För mer information, se: www.recyclethis.info.

TR Geri Dönüşüm

Bu sembole işaretlenmiş olan elektrikli teçhizat, Avrupa Birliği genel atık sistemlerine atılmamalıdır. Doğru geri dönüşüm için bu ürünün ya denk bir ürün satın almak üzere yerel tedarikçinize iade ediniz ya da özel olarak işaretlenmiş toplama noktalarına atınız. Daha fazla bilgi için: www.recyclethis.info.

European representative for manufacture (EMC)

UTC Fire & Security B.V.
Kelvinstraat 7, 6003 DH Weert, The Netherlands.
www.interlogix.com

2013/56/EU & 2006/66/EC (battery directive):



EN Battery Disposal

This product contains a battery that cannot be disposed of as unsorted municipal waste in the European Union. See the product documentation for specific battery information. The battery is marked with this symbol, which may include lettering to indicate cadmium (Cd), lead (Pb), or mercury (Hg). For proper recycling return the battery to your supplier or to a designated collection point. For more information see: www.recyclethis.info.

BG Изхвърляне на батерията

Този продукт има батерия, която не може да се изхвърля в общинските кофи за боклук в Европейския съюз. Вижте документацията на продукта за конкретна информация относно батериите. Батерията се маркира с този символ, който може да включва и допълнителни букви за показване на съдържанието ѝ – например Cd за кадмий, Pb за олово или Hg за живак. За правилното рециклиране трябва да върнете батерията на своя доставчик или в специално определените пунктове за събиране. За допълнителна информация вижте: www.recyclethis.info.

CS Nakládání s bateriemi

Tento produkt obsahuje baterie, které nemohou být zneškodněny v Evropské unii jako netříděný komunální odpad. Viz dokumentace k produktu pro informace pro konkrétní baterie. Baterie je označena tímto symbolem, který může zahrnovat i uvedena písmena, kadmium (Cd), olovo (Pb), nebo rtuť (Hg). Pro správnou recyklaci baterií vraťte svémudávateli nebo na určeném sběrném místě. Pro více informací viz: www.recyclethis.info

DA Batteri affald

Dette produkt indeholder et batteri som ikke kan bortskaftes sammen med almindeligt husholdningsaffald i Europa. Se produktinformation for specifikke informationer om batteriet. Batteriet er forsynet med indgraveret symboler for hvad batteriet indeholder: kadmium (Cd), bly (Pb) og kviksølv (Hg). Europæiske brugere af elektrisk udstyr skal aflevere kasserede produkter til genbrug eller til leverandøren. Yderligere oplysninger findes på webstedet www.recyclethis.info.

DE Entsorgung von Batterien

Dieses Produkt beinhaltet eine Batterie, die nicht als unsortierter städtischer Abfall in der europäischen Union entsorgt werden darf. Beachten Sie die spezifischen Batterie-Informationen in der Produktdokumentation. Die Batterie ist mit diesem Symbol gekennzeichnet, welches auch Hinweise auf möglicherweise enthaltene Stoffe wie Kadmium (Cd), Blei (Pb) oder Quecksilber (Hektogramm) darstellt. Für die korrekte Wiederverwertung bringen Sie diese Batterie zu Ihrem lokalen Lieferanten zurück oder entsorgen Sie das Produkt an den gekennzeichneten Sammelstellen. Weitere Informationen hierzu finden Sie auf der folgenden Website: www.recyclethis.info.

EL Απόρριψη μπαταριών

Αυτό το προϊόν περιέχει μια μπαταρία που δεν πρέπει να απορρίπτεται σε δημόσια συστήματα απόρριψης στην Ευρωπαϊκή Κοινότητα. Δείτε την τεκμηρίωση του προϊόντος για συγκεκριμένες πληροφορίες που αφορούν τη μπαταρία. Η μπαταρία είναι φέρει σήμανση με αυτό το σύμβολο, το οποίο μπορεί να περιλαμβάνει γράμματα για να δηλώσουν το κάδμιο (Cd), τον μόλυβδο (Pb), ή τον υδράργυρο (Hg). Για την κατάλληλη ανακύκλωση επιστρέψτε την

μπαταρία στον προμηθευτή σας ή σε καθορισμένο σημείο συλλογής. Για περισσότερες πληροφορίες δείτε: www.recyclethis.info.

ES Eliminación de baterías

Este producto contiene una batería que no se pueda eliminar como basura normal sin clasificar en la Unión Europea. Examine la documentación del producto para la información específica de la batería. La batería se marca con este símbolo, que puede incluir siglas para indicar el cadmio (Cd), el plomo (Pb), o el mercurio (Hg). Para el reciclaje apropiado, devuelva este producto a su distribuidor o deshágase de él en los puntos de reciclaje designados. Para más información: www.recyclethis.info.

ET Patareide kõrvaldamine

Käesolev toode sisaldab patareisid, mida Euroopa Liidus ei tohi kõrvaldada sorteerimata olmejäätmetena. Andmeid patareide kohta vaadake toote dokumentatsioonist. Patareid on märgistatud käesoleva sümboliga, millel võib olla kaadmiumi (Cd), pliid (Pb) või elavhõbedat (Hg) tähistavad tähed. Nüüetekohaseks ringlusse võtmiseks tagastage patarei tarnijale või kindlaksmääratud vastuvõtupunkti. Lisainformatsiooni saab Internetist aadressil: www.recyclethis.info.

FI Paristoje ja akkujen hävittäminen

Tuote sisältää pariston, jota ei saa hävittää Euroopan Unionin alueella talousjätteen mukana. Tarkista tuoteselosteesta tuotteen tiedot. Paristo on merkitty tällä symbolilla ja saattaa sisältää kaadmiumia (Cd), lyijyä (Pb) tai elohopeaa (Hg). Oikean kierrätystavan varmistamiseksi palauta tuote paikalliselle jälleenmyyjälle tai palauta se pariston keräyspisteeseen. Lisätietoja sivuilla www.recyclethis.info.

FR Traitement des batteries usagées

Ce produit contient une batterie qui ne peuvent être éliminés comme déchets municipaux non triés dans l'Union européenne. Voir la documentation du produit au niveau des renseignements sur la pile. La batterie est marqué de ce symbole, qui comprennent les indications cadmium (Cd), plomb (Pb), ou mercure (Hg). Pour le recyclage, retourner la batterie à votre fournisseur ou à un point de collecte. Pour plus d'informations, voir: www.recyclethis.info.

HB Odlaganje baterija

Ovaj proizvod sadrži bateriju koja se u Europskoj uniji ne smije odlagati kao nerazvrstani gradski otpad. Specifične informacije o bateriji potražite u dokumentaciji proizvođača. Baterija je označena ovim simbolom koji može sadržavati simbole kadmija (Cd), olova (Pb) ili žive (Hg). Radi ispravnog recikliranja vratite bateriju dobavljaču ili je odložite u posebnom centru za sabiranje takvog otpada. Više informacija možete pronaći na: www.recyclethis.info

HU Akkumulátor hulladék kezelése

Ezen termék akkumulátort tartalmaz, amely az Európai Unióban belül csak a kijelölt módon és helyen dobható ki. A terméknek illetve a mellékelt ismertetőn olvasható a kadmium (Cd), ólom (Pb) vagy higany (Hg) tartalomra utaló betűjelzés. A hulladék akkumulátor leadható a termék forgalmazójánál új akkumulátor vásárlásakor, vagy a kijelölt elektronikai hulladékudvarokban. További információ a www.recyclethis.info oldalon.

IT Smaltimento batterie

Questo prodotto contiene una batteria che non può essere smaltita nei comuni contenitori per lo smaltimento rifiuti, nell'Unione Europea. Controllate la documentazione del prodotto per le informazioni specifiche sulla batteria. La batteria è contrassegnata con questo simbolo e può includere alcuni caratteri ad indicare la presenza di cadmio (Cd), piombo (Pb) oppure mercurio (Hg). Per il

corretto smaltimento, potete restituirla al vostro fornitore locale, oppure rivolgervi e consegnarla presso i centri di raccolta preposti. Per maggiori informazioni vedere: www.recyclethis.info.

LT Baterijų šalinimas

Šios įrangos sudėtyje yra baterijų, kurias draudžiama šalinti Europos Sąjungos viešose nerūšiuotų atliekų šalinimo sistemose. Informaciją apie baterijas galite rasti įrangos techninėje dokumentacijoje. Baterijos žymimos šiuo simboliu, papildomai gali būti nurodoma kad baterijų sudėtyje yra kadmio (Cd), švino (Pb) ar gyvsidabrio (Hg). Eksploatavimui nebetinkamas baterijas pristatykite į tam skirtas surinkimo vietas arba gražinkite jas tiesioginiam tiekėjui, kad jos būtų tinkamai utilizuotos. Daugiau informacijos rasite šioje interneto svetainėje: www.recyclethis.info.

LV Bateriju likvidēšana

Šis produkts satur bateriju vai akumulatoru, kuru nedrīkst izmest Eiropas Savienībā esošajās sadzīves atkritumu sistēmās. Sk. produkta dokumentācijā, kur ir norādīta konkrēta informācija par bateriju vai akumulatoru. Baterijas vai akumulatora marķējumā ir šis simbols, kas var ietvert burtus, kuri norāda kadmiju (Cd), svinu (Pb) vai dzīvsudrabu (Hg). Pēc ekspluatācijas laika beigām baterijas vai akumulatori jānodod piegādātājam vai specializētā bateriju savākšanas vietā. Sīkāku informāciju var iegūt vietnē: www.recyclethis.info.

NL Verwijderen van batterijen

Dit product bevat een batterij welke niet kan verwijderd worden via de gemeentelijke huisvuilscheiding in de Europese Gemeenschap. Gelieve de product documentatie te controleren voor specifieke batterij informatie. De batterijen met deze label kunnen volgende indicaties bevatten cadmium (Cd), lood (Pb) of kwik (Hg). Voor correcte vorm van kringloop, geef je de producten terug aan jou lokale leverancier of geef het af aan een gespecialiseerde verzamelpunt. Meer informatie vindt u op de volgende website: www.recyclethis.info.

NO Retur av batteri

Dette produkt inneholder et batteri som ikke kan kastes med usortert kommunalt søppel i den Europeiske Unionen. Se produktokumentasjonen for spesifikk batteriinformasjon. Batteriet er merket med dette symbolet som kan inkludere symboler for å indikere at kadmium (Cd), bly (Pb), eller kvikksølv (Hg) forekommer. Returner batteriet til leverandøren din eller til et dedikert oppsamlingspunkt for korrekt gjenvinning. For mer informasjon se: www.recyclethis.info.

PL Pozbywanie się zużytych baterii

Ten produkt zawiera baterie, które w Unii Europejskiej mogą być usuwane tylko jako posegregowane odpady komunalne. Dokładne informacje dotyczące użytych baterii znajdując się w dokumentacji produktu. Baterie oznaczone tym symbolem mogą zawierać dodatkowe oznaczenia literowe wskazujące na zawartość kadmu (Cd), ołowiu (Pb) lub rtęci (Hg). Dla zapewnienia właściwej utylizacji, należy zwrócić baterie do dostawcy albo do wyznaczonego punktu zbiórki. Więcej informacji można znaleźć na stronie internetowej www.recyclethis.info.

PT Eliminação de Baterias

Este produto contém uma bateria que não pode ser considerado lixo municipal na União Europeia. Consulte a documentação do produto para obter informação específica da bateria. A bateria é identificada por meio de este símbolo, que pode incluir a rotulagem para indicar o cádmio (Cd), chumbo (Pb), ou o mercúrio (Hg). Para uma reciclagem apropriada envie a bateria para o seu fornecedor

ou para um ponto de recolha designado. Para mais informação veja: www.recyclethis.info.

RO Eliminarea bateriilor

Acest produs conține o baterie care, în Uniunea Europeană, nu poate fi aruncată ca deșeu municipal nesortat. Pentru informații specifice privind bateria, consultați documentația produsului. Bateria este marcată cu acest simbol, care poate include litere pentru a indica prezența cadmiului (Cd), a plumbului (Pb) sau a mercurului (Hg). Pentru reciclare adecvată, returnați bateria la furnizor sau la un punct de colectare specializat. Pentru mai multe informații, consultați: www.recyclethis.info.

RU Утилизация батарей

Согласно европейской директиве об отходах электрического и электронного оборудования, продукты, содержащие батареи, нельзя утилизировать как обычные отходы на территории ЕС. Более подробную информацию вы найдете в документации к продукту. На этом символе могут присутствовать буквы, которые означают, что батарея содержит кадмий (Cd), свинец (Pb) или ртуть (Hg). Для надлежащей утилизации по окончании срока эксплуатации пользователь должен вернуть батареи локальному поставщику или сдать в специальный пункт приема. Подробности можно найти на веб-сайте: www.recyclethis.info.

SK Zaochádzanie s batériami

Tento produkt obsahuje batériu, s ktorou sa v Európskej únii nesmie nakladať ako s netriedeným komunálnym odpadom. Dokumentácia k produktu obsahuje špecifické informácie o batérii. Batéria je označená týmto symbolom, ktorý môže obsahovať písmená na označenie kadmia (Cd), olova (Pb), alebo ortuti (Hg). Na správnu recykláciu vráťte batériu vášmu lokálnemu dodávateľovi alebo na určené zberné miesto. Pre viac informácií pozrite: www.recyclethis.info.

SL Odlaganje baterij

Ta izdelek vsebuje baterijo, ki je v Evropski uniji ni dovoljeno odstranjevati kot nesortiran komunalni odpad. Za posebne informacije o bateriji glejte dokumentacijo izdelka. Baterija je označena s tem simbolom, ki lahko vključuje napise, ki označujejo kadmij (Cd), svinec (Pb) ali živo srebro (Hg). Za ustrezno recikliranje baterijo vrnite dobavitelju ali jo odstranite na določenem zbirališču. Za več informacij obiščite spletno stran: www.recyclethis.info.

SV Kassering av batteri

Denna produkt innehåller ett batteri som inte får kastas i allmänna sophanteringssystem inom den europeiska unionen. Se produktdokumentationen för specifikt batteriinformation. Batteriet är märkt med denna symbol, vilket kan innebära att det innehåller kadmium (Cd), bly (Pb) eller kvicksilver (Hg). För korrekt återvinning skall batteriet returneras till leverantören eller till en därför avsedd deponering. För mer information, se: www.recyclethis.info.

TR Pili Geri Dönüşümü

Bu ürün Avrupa Birliği genel atık sistemlerine atılmaması gereken pil içermektedir. Daha detaylı pil bilgisi için ürünün kataloğunu inceleyiniz. Bu sembole işaretlenmiş piller Kadmiyum(Cd), Kurşun(Pb) ya da Civa(Hg) içerebilir. Doğru geri dönüşüm için ürünü yerel tedarikçinize geri veriniz ya da özel işaretlenmiş toplama noktalarına atınız. Daha fazla bilgi için: www.recyclethis.info.

